

SURGICRYL®

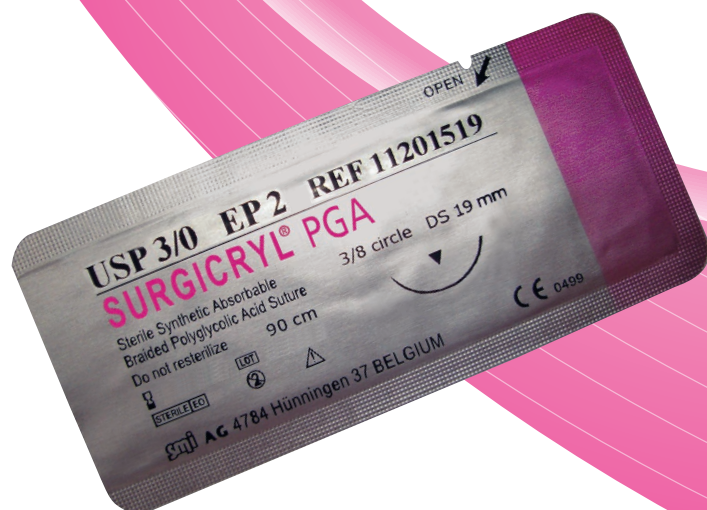
PGA

POLYGLYCOLIC ACID

SURGICRYL®
PGA
POLYGLYCOLIC ACID



Type	Braided and coated multifilament
Composition	Polyglycolic acid
Coating	Polycaprolactone and calcium stearate (1%)
Colour	Violet / Beige - undyed
Tissue reaction	Minimal
Absorption	The hydrolytic action by which the material is broken down results in total absorption in approximately 60 to 90 days. Approximately 50% of tensile strength remain after 21 days.
Presentation	Box with 12 sutures



*For quality
&
safety*

smi

www.sutures.be

SURGICRYL[®]

PGA
POLYGLYCOLIC ACID

CHARACTERISTICS

- High tensile strength
- Synthetic
- Breaks down by hydrolysis
- Braided structure

- Coated multifilament

- Hermetically sealed packing

BENEFITS

- Excellent tissue support
- Minimal tissue reaction
- Predictable absorption rate
- Excellent handling properties
 - High flexibility
 - High tensile strength
 - Excellent knot security
- Soft passage through the tissues with minimal sawing, tissue drag and trauma
- Good knot tie down / adjustability
- Reduced capillary action

- Guaranteed seal and product sterility

INDICATIONS General soft tissue closing and/or ligation especially in

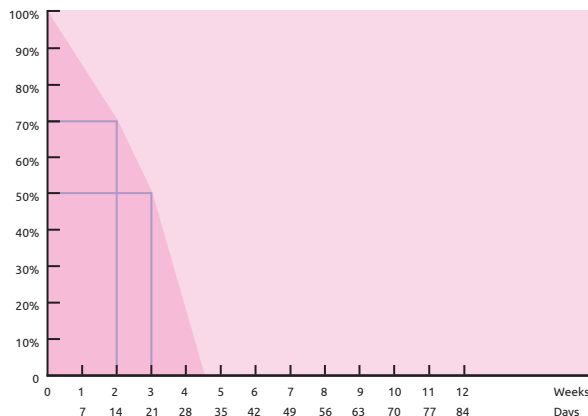
- General surgery
- Skin closure
- Gastrointestinal surgery
- Gynaecology
- Obstetrics
- Plastic surgery
- Urology
- Ophthalmic surgery
- Orthopaedics

CONTRAINDICATIONS Cardiovascular surgery
Neurosurgery

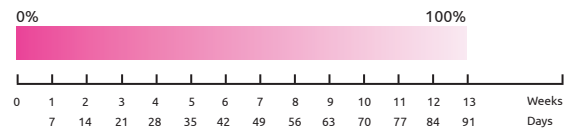
Being absorbable not to use when an extended wound support is required.


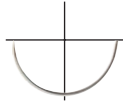


Caution in patients with delayed wound healing (e.g. compromised immune system).







TENSILE STRENGTH


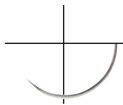





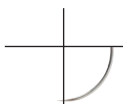


ABSORPTION










 Side cutting spatula double armed	Metric	USP	Length	Order number			
1/2 circle 	2 x HSP 8 mm 200 µm		0.5	7/0	45 cm	<i>violet</i>	OSU07
	2 x HSP 8 mm 300 µm		0.7	6/0	45 cm	<i>violet</i>	OSU061

 Side cutting spatula double armed	Metric	USP	Length	Order number			
3/8 circle 	2 x DSP 6 mm 200 µm		0.4	8/0	30 cm	<i>violet</i>	OSU08-30
			0.4	8/0	45 cm	<i>violet</i>	OSU08
	2 x DSP 6.2 mm 150 µm		0.2	10/0	30 cm	<i>violet</i>	OSU10
	2 x DSP 6.4 mm 200 µm		0.3	9/0	30 cm	<i>violet</i>	OSU09
			0.5	7/0	45 cm	<i>violet</i>	OSU072
2 x DSP 8 mm 200 µm		0.5	7/0	45 cm	<i>violet</i>	OSU071	

 Side cutting spatula	Metric	USP	Length	Order number			
3/8 circle 	DSP 6.2 mm 150 µm		0.2	10/0	10 cm	<i>violet</i>	OSU101
	DSP 6.4 mm 200 µm		0.3	9/0	30 cm	<i>violet</i>	OSU09-1

 Side cutting spatula double armed	Metric	USP	Length	Order number			
1/4 circle 	2 x VSP 8 mm 300 µm		0.7	6/0	45 cm	<i>violet</i>	OSU06
	350 µm		1	5/0	45 cm	<i>violet</i>	OSU05

 Micro needle taper point double armed	Metric	USP	Length	Order number			
3/8 circle 	MDR 6.4 mm 150µm		0.3	9/0	30 cm	<i>violet</i>	OSU095

 Reverse cutting		Metric	USP	Length		Order number
3/8 circle 	DS 12 mm	 0.7	6/0	45 cm	<i>violet</i>	11071512
		1	5/0	45 cm	<i>violet</i>	11101512
	DS 12 mm Easy Pass	 0.7	6/0	50 cm	<i>undyed</i>	11071512UP
		1	5/0	50 cm	<i>undyed</i>	11101512UP